

18 GHz DUT Switch S-3000C-LT

Advanced TLP/HMM/HBM Solutions

1 Features

- Improved reliability for high system pulse counts
- High precision and high dynamic range of the pulse force and pulse sense channel
- Successor of the S-3000B DUT switch
- 2 synchronous switched single pole, double throw (SP2T) channels
- Designed for high performance VF-TLP/TLP/HMM
- Integrated sheath wave (common mode) suppression
- DC - 18 GHz bandwidth
- 5 SMA interfaces
- Extremely low triboelectricity generation
- 12 V, 530 mA dual control interface, connected in parallel. Pin-compatible with the switch interface of the TLP-3010C/4010C/8010A/8010C systems
- Size 129.1 mm x 82.5 mm x 44 mm



2 Description

The S-3000C-LT is used to connect the device under test (DUT) with the TLP or VF-TLP system. The 2 channels of the S-3000C-LT are used to connect pulse force, pulse sense and the DC leakage test signals.

The S-3000C-LT has extremely low triboelectricity generation, which is mandatory for very sensitive low voltage devices (several volts and below) in very advanced CMOS or RF MMIC process technologies.

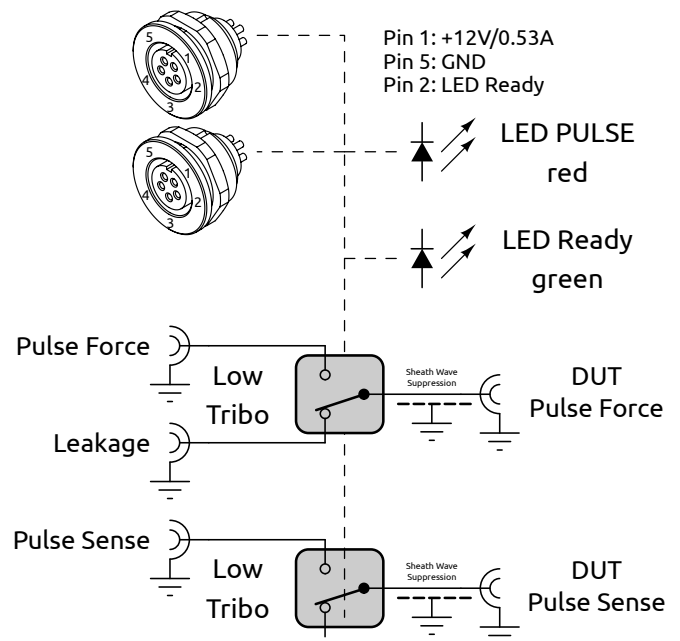


Fig. 1 shows the schematic diagram of the S-3000C-LT.

Figure 1: Schematic diagram S-3000C-LT

3 Electrical Characteristics

Fig. 2 shows the typical insertion loss versus frequency.

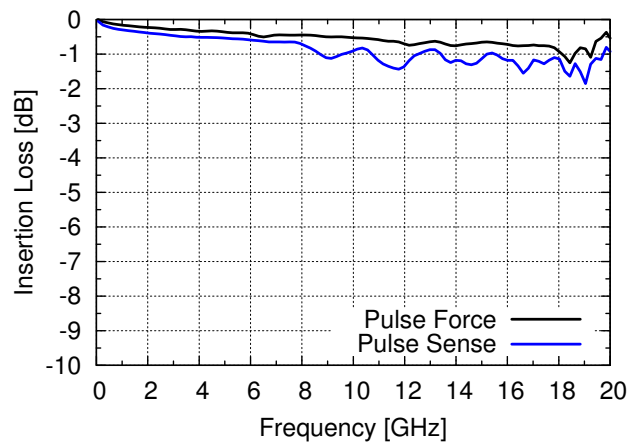


Figure 2: Typical insertion loss

18 GHz DUT Switch S-3000C-LT

Advanced TLP/HMM/HBM Solutions

4 Physical Dimensions

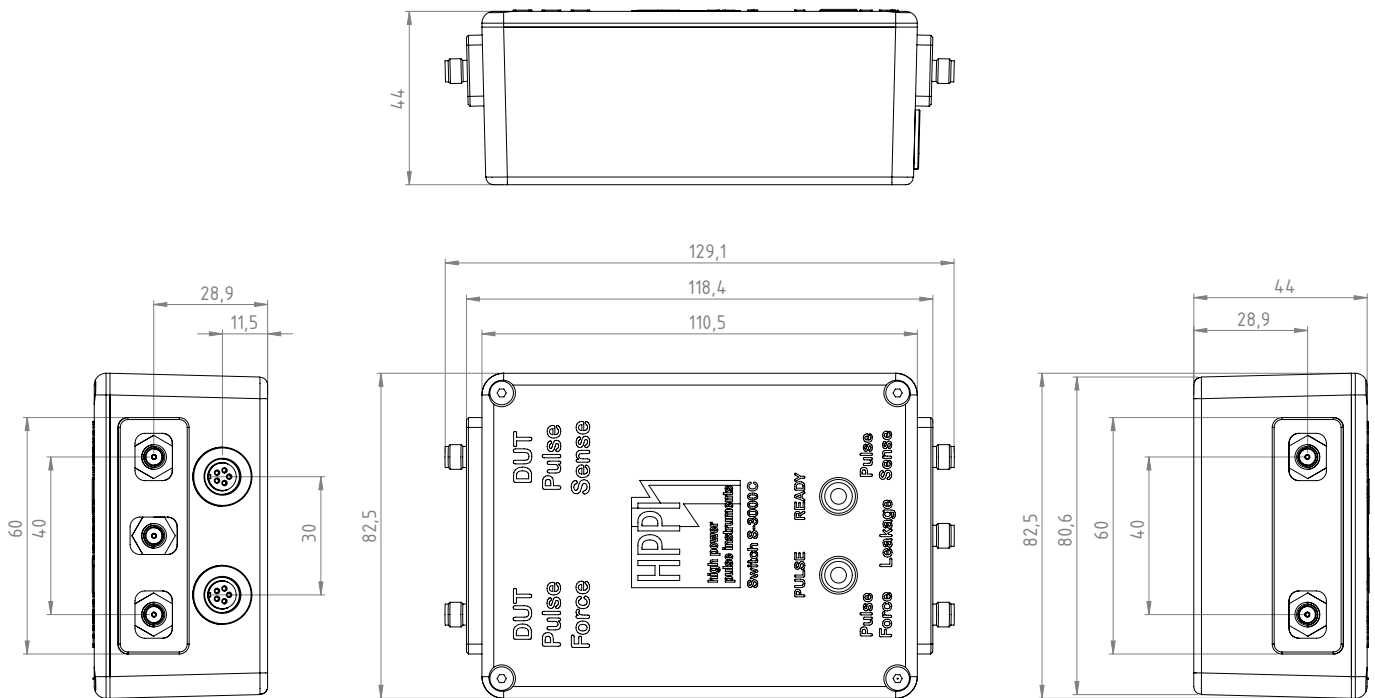


Figure 3: Mechanical dimensions of the S-3000C-LT in [mm]

5 Ordering Information

Pos.	Description	Part No.
01	18 GHz Low-Tribo DUT Switch	S-3000C-LT

General

The product data contained in this data-sheet is exclusively intended for technically trained staff. You and your technical departments will have to evaluate the suitability of the product for the intended application and the completeness of the product data with respect to such application. Our products are solely intended to be commercially used internally and should not be sold to consumers. This data-sheet is describing the specifications of our products for which a warranty is being granted by HPPI GmbH. Any such warranty is granted exclusively pursuant the terms and conditions of the respective supply agreement. There will be no guarantee of any kind for the product and its specifications. For further information on technology, specific applications of our product, delivery terms, conditions and prices please contact HPPI:

High Power Pulse Instruments GmbH
 Stadlerstrasse 6A
 D-85540 Haar, Germany
 Phone : +49 (0)89 8780698 - 440
 Fax : +49 (0)89 8780698 - 444
 E-Mail : info@hppi.de

Due to technical requirements our products and/or their application may be harmful. For information please read carefully the manual or contact HPPI. Safety notes in the manual will inform you about possible risks that result from any foreseeable application of our products. Changes of this data-sheet are reserved.