

TLP Calibration Kit CAL-KIT-200-A3

Advanced TLP/HMM/HBM Solutions

1 Features

- Calibration kit for package- or PCB measurements using the adapter PBA-3002A
- 8 reference resistors in the range of 0.2, 0.5, 1, 5, 10, 50, 100 and 500 Ω for calibration of the current measurement channel
- 5 reference Z-diodes in the range of 5, 7.5, 10, 18 and 33V for calibration of the voltage measurement channel
- 1 silicon transient voltage suppressor (TVS) diode 6.8 V for reference measurement of the calibrated TLP system
- 4 terminals per reference device for Kelvin measurement
- 1 short-circuit test-structure
- Rugged protective case
- Size 76.8 mm x 120 mm x 20 mm




Figure 1: TLP calibration kit CAL-KIT-200-A3

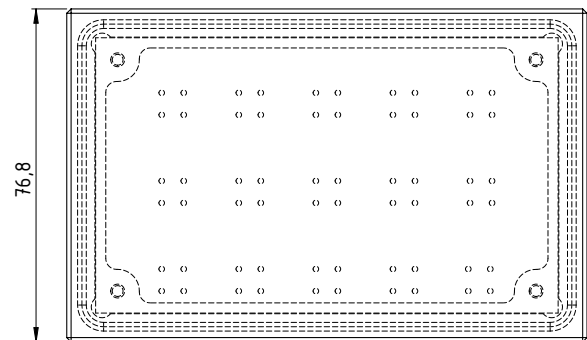
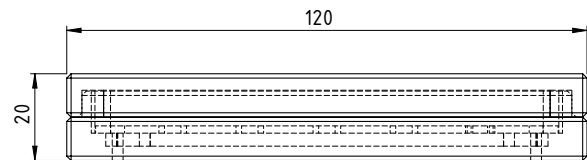


Figure 2: Protective case [mm]

2 Description

Different values of the reference devices are available on the CAL-KIT-200-A3 calibration kit in order to calibrate the system in the desired voltage and current range where the device under test is to be expected. This gives maximum accuracy of the TLP measurement result.

The sampling oscilloscope is one of the major limitations of measurement accuracy of the TLP system. Therefore, it is recommended to calibrate the system in the expected voltage range and current range of the device under test. For this reason 8 reference resistors and 5 reference Z-diodes are available on the calibration kit. One silicon transient voltage suppressor (TVS) diode is used for reference measurement of the calibrated TLP system. A short circuit test structure is available to evaluate the calibration performance at very low resistance. Each reference device has 4 terminals for pulse sense and optional ground sense measurement and calibration.

The calibration kit is mounted in a protective case with outer dimensions of 76.8 mm x 120 mm x 20 mm. The kit is delivered including reference value data sheet.

3 Ordering Information

Pos.	Description	Part No.
01	TLP Calibration Kit	CAL-KIT-200-A3

General

The product data contained in this data-sheet is exclusively intended for technically trained staff. You and your technical departments will have to evaluate the suitability of the product for the intended application and the completeness of the product data with respect to such application. Our products are solely intended to be commercially used internally and should not be sold to consumers. This data-sheet is describing the specifications of our products for which a warranty is being granted by HPPI GmbH. Any such warranty is granted exclusively pursuant to the terms and conditions of the respective supply agreement. There will be no guarantee of any kind for the product and its specifications. For further information on technology, specific applications of our product, delivery terms, conditions and prices please contact HPPI:

High Power Pulse Instruments GmbH
 Stadlerstrasse 6A
 D-85540 Haar, Germany
 Phone : +49 (0)89 8780698 - 440
 Fax : +49 (0)89 8780698 - 444
 E-Mail : info@hppi.de

Due to technical requirements our products and/or their application may be harmful. For information please read carefully the manual or contact HPPI. Safety notes in the manual will inform you about possible risks that result from any foreseeable application of our products. Changes of this data-sheet are reserved.